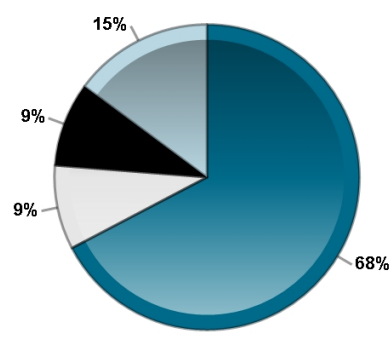
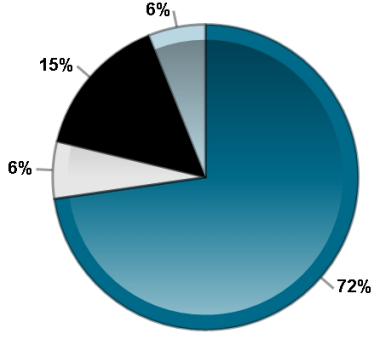
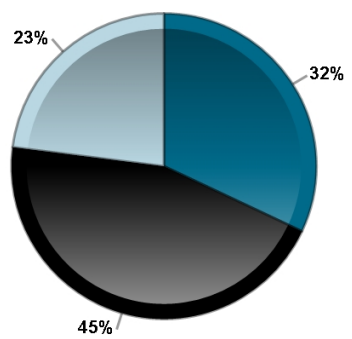


Tracking Student Achievement in Relation to the Provincial Standard Primary (Grade 3) to Junior Division (Grade 6), 2013–2014 to 2016–2017

School: Crossland PS (128457)
School Board: York Region DSB (66095)

EQAO tracked the progress of students who wrote the primary-division assessment in 2014, when they were in Grade 3, and the junior-division assessment in 2017, when they were in Grade 6. There were 48 students at the time of the 2017 junior-division assessment. The pie charts below show how students performed on the 2017 assessments compared to their assessment results in 2014. The percentages are based on all tracked students in the cohort, including those who participated, those who were exempted and those who provided no work to be scored.

Reading From Grade 3 in 2014 to Grade 6 in 2017	Writing From Grade 3 in 2014 to Grade 6 in 2017	Mathematics From Grade 3 in 2014 to Grade 6 in 2017
		
<div style="display: flex; justify-content: space-around; align-items: center;"> <div style="display: flex; align-items: center;"> Maintained Standard </div> <div style="display: flex; align-items: center;"> Rose to Standard </div> <div style="display: flex; align-items: center;"> Dropped From Standard </div> <div style="display: flex; align-items: center;"> Never Met Standard </div> </div>		
<p>The reading results for the 47* students in the cohort are as follows:</p> <ul style="list-style-type: none"> 68% (32) met the provincial standard in Grade 3 and Grade 6; 9% (4) did not meet the standard in Grade 3 but met it in Grade 6; 9% (4) met the standard in Grade 3 but did not meet it in Grade 6; and 15% (7) did not meet the standard in Grade 3 and did not in Grade 6. 	<p>The writing results for the 47* students in the cohort are as follows:</p> <ul style="list-style-type: none"> 72% (34) met the provincial standard in Grade 3 and Grade 6; 6% (3) did not meet the standard in Grade 3 but met it in Grade 6; 15% (7) met the standard in Grade 3 but did not meet it in Grade 6; and 6% (3) did not meet the standard in Grade 3 and did not in Grade 6. 	<p>The mathematics results for the 47* students in the cohort are as follows:</p> <ul style="list-style-type: none"> 32% (15) met the provincial standard in Grade 3 and Grade 6; 0% (0) did not meet the standard in Grade 3 but met it in Grade 6; 45% (21) met the standard in Grade 3 but did not meet it in Grade 6; and 23% (11) did not meet the standard in Grade 3 and did not in Grade 6.

* Includes only students with validated data. Percentages may not add up to 100, due to rounding.