

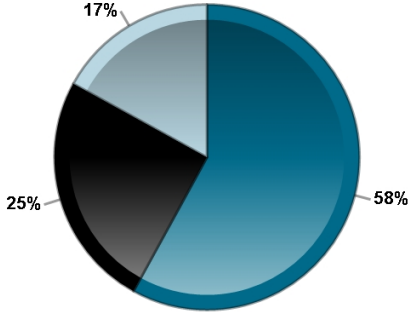




## Tracking Student Achievement in Relation to the Provincial Standard Primary (Grade 3) to Junior Division (Grade 6), 2012–2013 to 2015–2016

**School: Keswick Public S (291080)**  
**School Board: York Region DSB (66095)**

EQAO tracked the progress of students who wrote the primary-division assessment in 2013, when they were in Grade 3, and the junior-division assessment in 2016, when they were in Grade 6. There were 36 students at the time of the 2016 junior-division assessment. The pie charts below show how students performed on the 2016 assessments compared to their assessment results in 2013. The percentages are based on all tracked students in the cohort, including those who participated, those who were exempted and those who provided no work to be scored.

| Reading<br>From Grade 3 in 2013 to Grade 6 in 2016  | Writing<br>From Grade 3 in 2013 to Grade 6 in 2016  | Mathematics<br>From Grade 3 in 2013 to Grade 6 in 2016   |
|---|---|--|
|   |   |    |
| <p> <span style="display: inline-block; width: 15px; height: 15px; background-color: #00728f; border: 1px solid black; margin-right: 5px;"></span> Maintained Standard             <span style="display: inline-block; width: 15px; height: 15px; border: 1px solid black; margin-left: 20px; margin-right: 5px;"></span> Rose to Standard             <span style="display: inline-block; width: 15px; height: 15px; background-color: black; border: 1px solid black; margin-left: 20px; margin-right: 5px;"></span> Dropped From Standard             <span style="display: inline-block; width: 15px; height: 15px; background-color: #cfe2f3; border: 1px solid black; margin-left: 20px;"></span> Never Met Standard         </p> |   |  |
| <p>Some French Immersion students do not write all components of the assessment in Grade 3; the numbers shown reflect those students who were expected to write each component as determined by the French Immersion participation option selected by boards.</p>   | <p>Some French Immersion students do not write all components of the assessment in Grade 3; the numbers shown reflect those students who were expected to write each component as determined by the French Immersion participation option selected by boards.</p> | <p>The mathematics results for the 36* students in the cohort are as follows:</p> <ul style="list-style-type: none"> <li>• <b>58%</b> (21) met the provincial standard in Grade 3 and Grade 6;</li> <li>• <b>0%</b> (0) did not meet the standard in Grade 3 but met it in Grade 6;</li> <li>• <b>25%</b> (9) met the standard in Grade 3 but did not meet it in Grade 6 and</li> <li>• <b>17%</b> (6) did not meet the standard in Grade 3 and did not in Grade 6.</li> </ul> |

\* Data were linked using student names and Ontario Education Numbers (OENs). In some cases, data could not be linked because of inaccurate OENs, misspelled names or students' recent arrival in Ontario.