

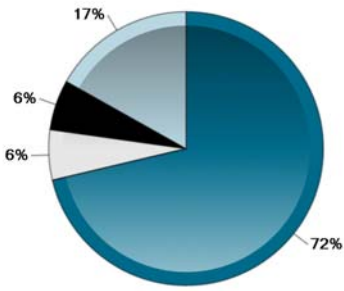
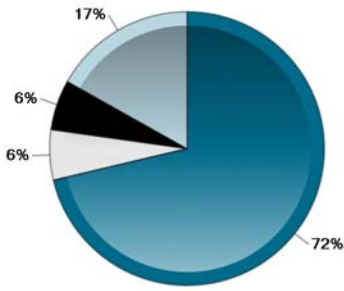
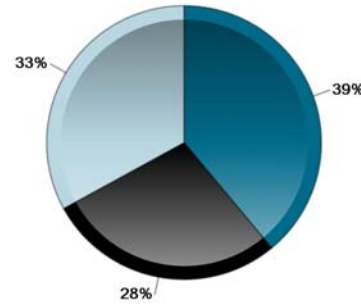


Tracking Student Achievement in Relation to the Provincial Standard Primary (Grade 3) to Junior Division (Grade 6), 2009–2010 to 2012–2013

School: Riverview Central (486922)

School Board: Lambton Kent District School Board (66036)

EQAO tracked the progress of students who wrote the primary-division assessment in 2010, when they were in Grade 3, and the junior-division assessment in 2013, when they were in Grade 6. There were 22 students at the time of the 2013 junior-division assessment. The pie charts below show how students performed on the 2013 assessments compared to their assessment results in 2010. The percentages are based on all tracked students in the cohort, including those who participated, those who were exempted and those who provided no work to be scored.

Reading From Grade 3 in 2010 to Grade 6 in 2013	Writing From Grade 3 in 2010 to Grade 6 in 2013	Mathematics From Grade 3 in 2010 to Grade 6 in 2013
		
<p> Maintained Standard Rose to Standard Dropped From Standard Never Met Standard </p>		
<p>The reading results for the 18* students in the cohort are as follows:</p> <ul style="list-style-type: none"> • 72% (13) met the provincial standard in Grade 3 and Grade 6; • 6% (1) did not meet the standard in Grade 3 but met it in Grade 6; • 6% (1) met the standard in Grade 3 but did not meet it in Grade 6 and • 17% (3) did not meet the standard in Grade 3 and did not in Grade 6. 	<p>The writing results for the 18* students in the cohort are as follows:</p> <ul style="list-style-type: none"> • 72% (13) met the provincial standard in Grade 3 and Grade 6; • 6% (1) did not meet the standard in Grade 3 but met it in Grade 6; • 6% (1) met the standard in Grade 3 but did not meet it in Grade 6 and • 17% (3) did not meet the standard in Grade 3 and did not in Grade 6. 	<p>The mathematics results for the 18* students in the cohort are as follows:</p> <ul style="list-style-type: none"> • 39% (7) met the provincial standard in Grade 3 and Grade 6; • 0% (0) did not meet the standard in Grade 3 but met it in Grade 6; • 28% (5) met the standard in Grade 3 but did not meet it in Grade 6 and • 33% (6) did not meet the standard in Grade 3 and did not in Grade 6.

*Data were linked using student names and Ontario Education Numbers (OENs). In some cases, data could not be linked because of inaccurate OENs, misspelled names or students' recent arrival in Ontario.