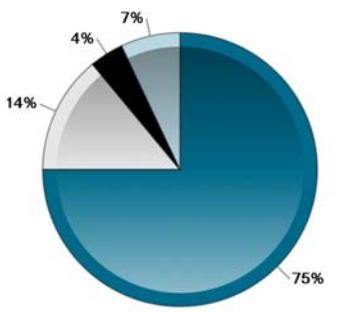
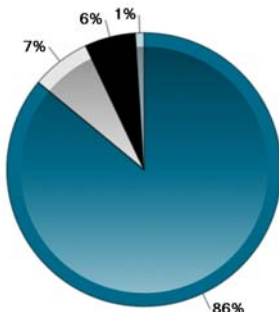
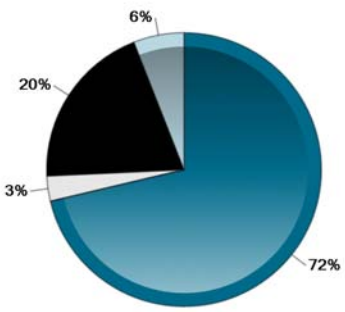


Tracking Student Achievement in Relation to the Provincial Standard Primary (Grade 3) to Junior Division (Grade 6), 2008–2009 to 2011–2012

School: St Luke Catholic Elementary School (820512)
School Board: Waterloo Catholic DSB (67148)

EQAO tracked the progress of students who wrote the primary-division assessment in 2009, when they were in Grade 3, and the junior-division assessment in 2012, when they were in Grade 6. There were 72 students at the time of the 2012 junior-division assessment. The pie charts below show how students performed on the 2012 assessments compared to their assessment results in 2009. The percentages are based on all tracked students in the cohort, including those who participated, those who were exempted and those who provided no work to be scored.

Reading From Grade 3 in 2009 to Grade 6 in 2012	Writing From Grade 3 in 2009 to Grade 6 in 2012	Mathematics From Grade 3 in 2009 to Grade 6 in 2012
		
<p> Maintained Standard Rose to Standard Dropped From Standard Never Met Standard </p>		
<p>The reading results for the 71* students in the cohort are as follows:</p> <ul style="list-style-type: none"> • 75% (53) met the provincial standard in Grade 3 and Grade 6; • 14% (10) did not meet the standard in Grade 3 but met it in Grade 6; • 4% (3) met the standard in Grade 3 but did not meet it in Grade 6 and • 7% (5) did not meet the standard in Grade 3 and did not in Grade 6. 	<p>The writing results for the 71* students in the cohort are as follows:</p> <ul style="list-style-type: none"> • 86% (61) met the provincial standard in Grade 3 and Grade 6; • 7% (5) did not meet the standard in Grade 3 but met it in Grade 6; • 6% (4) met the standard in Grade 3 but did not meet it in Grade 6 and • 1% (1) did not meet the standard in Grade 3 and did not in Grade 6. 	<p>The mathematics results for the 71* students in the cohort are as follows:</p> <ul style="list-style-type: none"> • 72% (51) met the provincial standard in Grade 3 and Grade 6; • 3% (2) did not meet the standard in Grade 3 but met it in Grade 6; • 20% (14) met the standard in Grade 3 but did not meet it in Grade 6 and • 6% (4) did not meet the standard in Grade 3 and did not in Grade 6.

*Data were linked using student names and Ontario Education Numbers (OENs). In some cases, data could not be linked because of inaccurate OENs, misspelled names or students' recent arrival in Ontario.